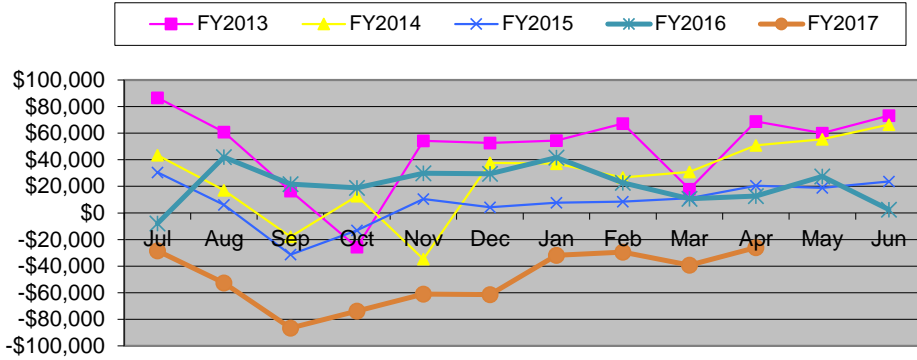


## Clear Fork Valley Local Schools

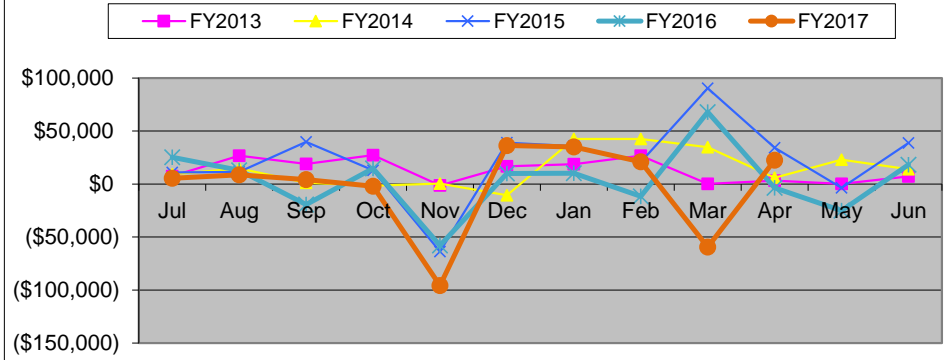
### Monthly Finance Report

For the period ending: April 2017

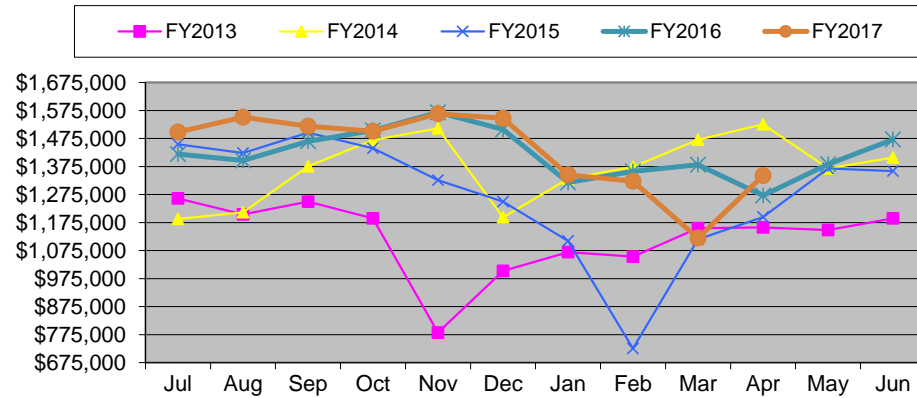
### Food Service Fund Balance



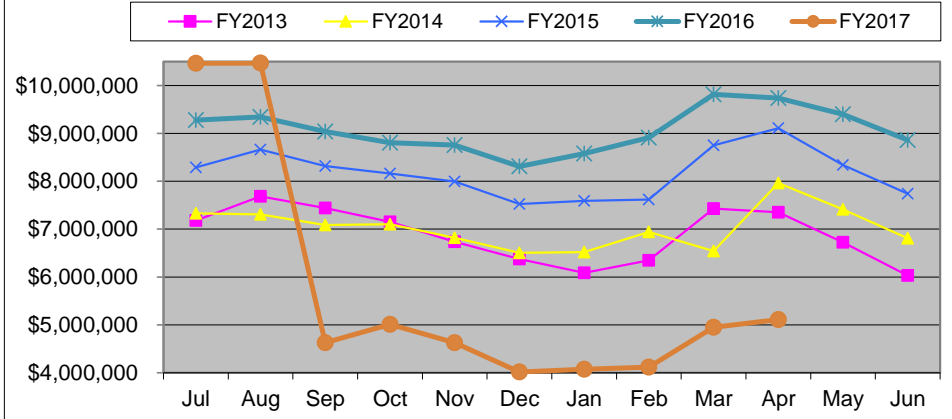
### Athletic Fund Balance



### Medical Insurance Fund Balance



### General Fund Balance



Current Month Revenues greater than Expenditures by \$ 301445.29  
Year-To-Date Revenues less than Expenditures by \$ 3,304,365.52

Permanent Improvement Fund Balance: \$ 329,783.30

Expenditures This Month:

Note: Current Open PO's for projects  
NuGen Outdoor Lighting, Alumni Roofing, Richland Seal Coating, Jamison Well Drilling, Ashland Tractor Sales

General Fund Information:

Last Year ending cash balance	June 30, 2016	\$ 8,880,504	updated 06/30/2016
Forecasted Ending cash balance	June 30, 2017:	\$ 4,408,990	updated 05/02/2017
Forecasted Ending cash balance	June 30, 2018:	\$ 3,838,746	updated 05/02/2017
Forecasted Ending cash balance	June 30, 2019:	\$ 2,682,876	updated 05/02/2017
Forecasted Ending cash balance	June 30, 2020:	\$ 1,554,379	updated 05/02/2017
Forecasted Ending cash balance	June 30, 2021:	\$ (146,038)	updated 05/02/2017