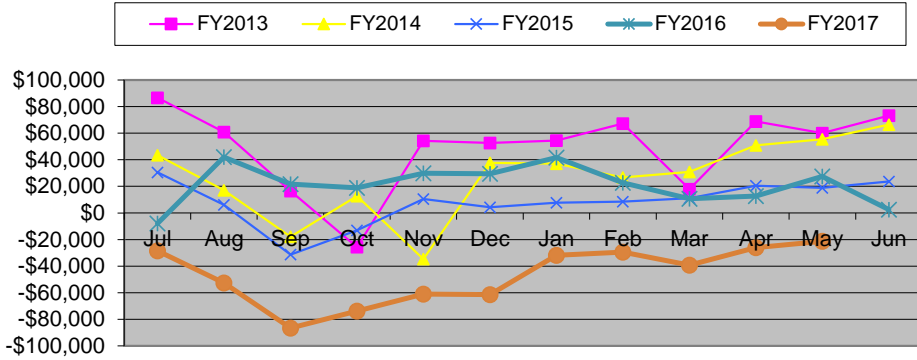


# Clear Fork Valley Local Schools

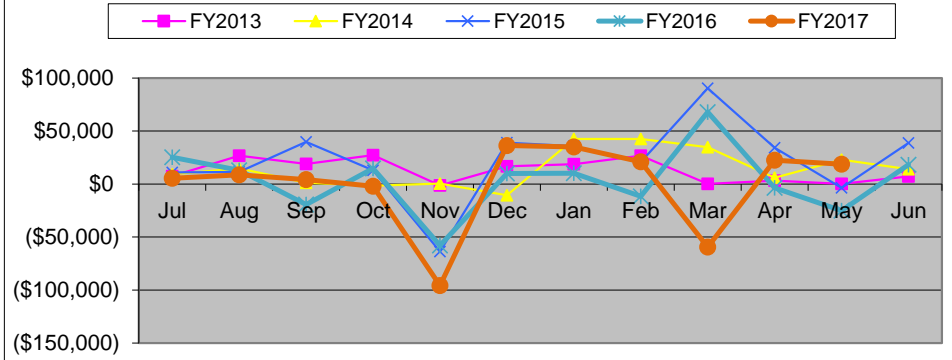
## Monthly Finance Report

For the period ending: May 2017

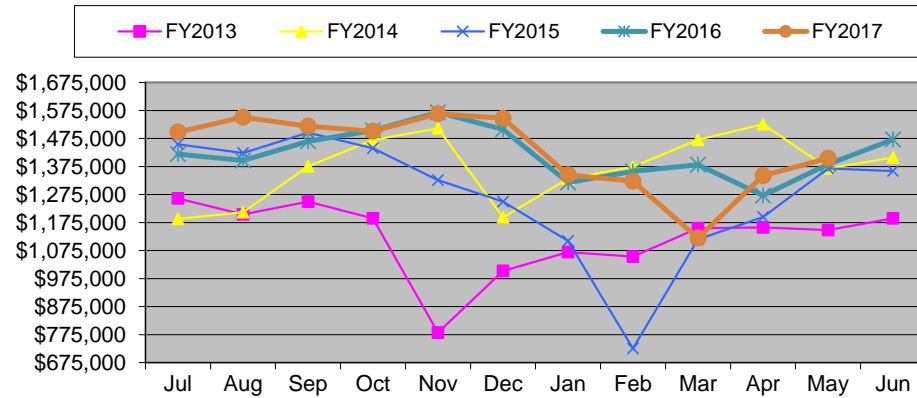
### Food Service Fund Balance



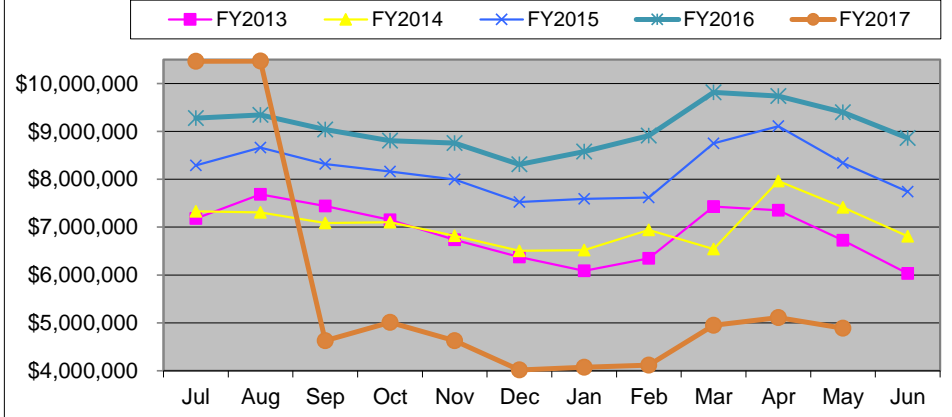
### Athletic Fund Balance



### Medical Insurance Fund Balance



### General Fund Balance



Current Month Revenues less than Expenditures by \$ 223,884.46  
Year-To-Date Revenues less than Expenditures by \$ 3,528,249.98

Permanent Improvement Fund Balance: \$ 330,416.63  
Expenditures This Month:

Note: Current Open PO's for projects  
NuGen Outdoor Lighting, Alumni Roofing, Richland Seal Coating, Jamison Well Drilling

General Fund Information:  
Last Year ending cash balance June 30, 2016 \$ 8,880,504 updated 06/30/2016  
Forecasted Ending cash balance June 30, 2017: \$ 4,408,990 updated 05/02/2017  
Forecasted Ending cash balance June 30, 2018: \$ 3,838,746 updated 05/02/2017  
Forecasted Ending cash balance June 30, 2019: \$ 2,682,876 updated 05/02/2017  
Forecasted Ending cash balance June 30, 2020: \$ 1,554,379 updated 05/02/2017  
Forecasted Ending cash balance June 30, 2021: \$ (146,038) updated 05/02/2017