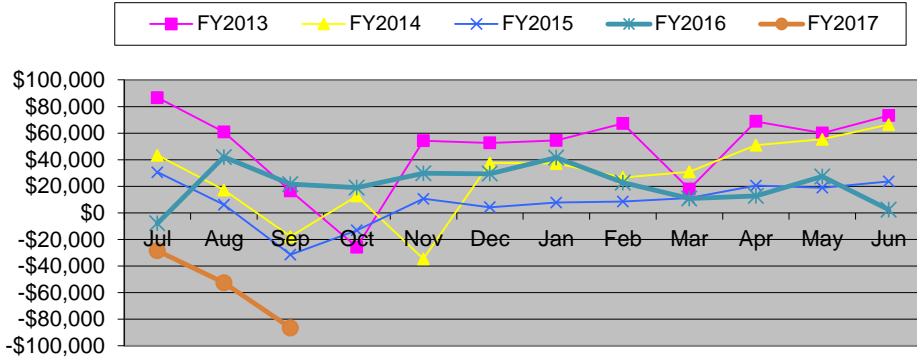


# Clear Fork Valley Local Schools

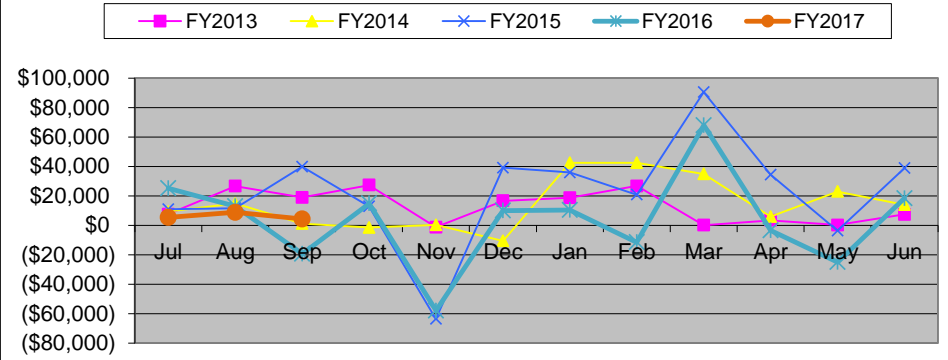
## Monthly Finance Report

For the period ending: September 2016

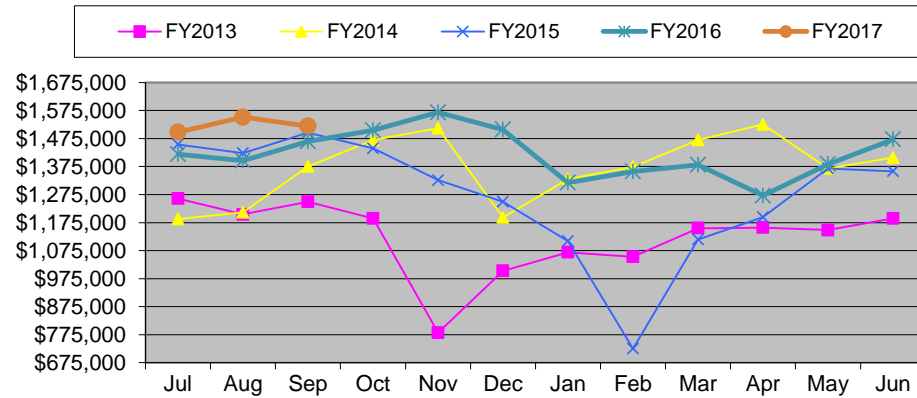
### Food Service Fund Balance



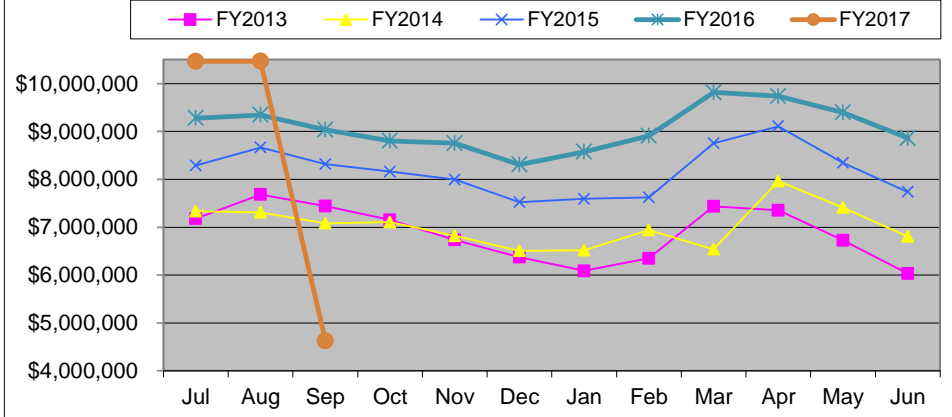
### Athletic Fund Balance



### Medical Insurance Fund Balance



### General Fund Balance



Current Month Revenues less than Expenditures by \$ **5,841,062.69**  
Year-To-Date Revenues less than Expenditures by \$ **4,189,052.38**

Permanent Improvement Fund Balance: \$ 294,810.45

Expenditures This Month: N/A

Note: Current Open PO's for projects  
None currently

General Fund Information:

|                                |                |              |                    |
|--------------------------------|----------------|--------------|--------------------|
| Last Year ending cash balance  | June 30, 2016  | \$ 8,880,504 | updated 06/30/2016 |
| Forecasted Ending cash balance | June 30, 2017: | \$ 4,586,397 | updated 10/13/2016 |
| Forecasted Ending cash balance | June 30, 2018: | \$ 3,864,448 | updated 10/13/2016 |
| Forecasted Ending cash balance | June 30, 2019: | \$ 2,476,392 | updated 10/13/2016 |
| Forecasted Ending cash balance | June 30, 2020: | \$ 997,210   | updated 10/13/2016 |
| Forecasted Ending cash balance | June 30, 2021: | \$ (775,276) | updated 10/13/2016 |