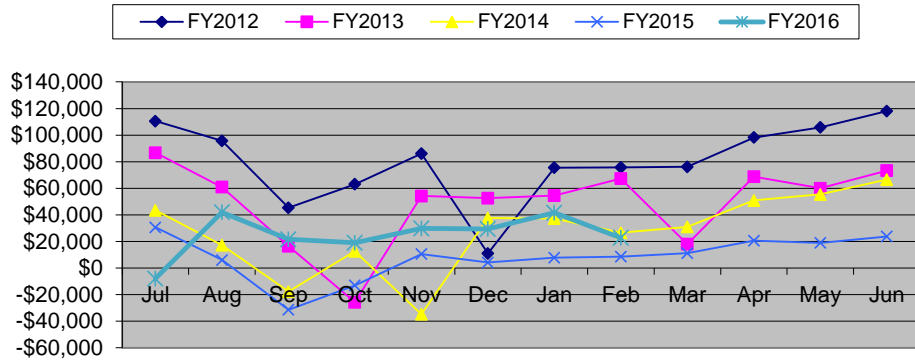


## Clear Fork Valley Local Schools

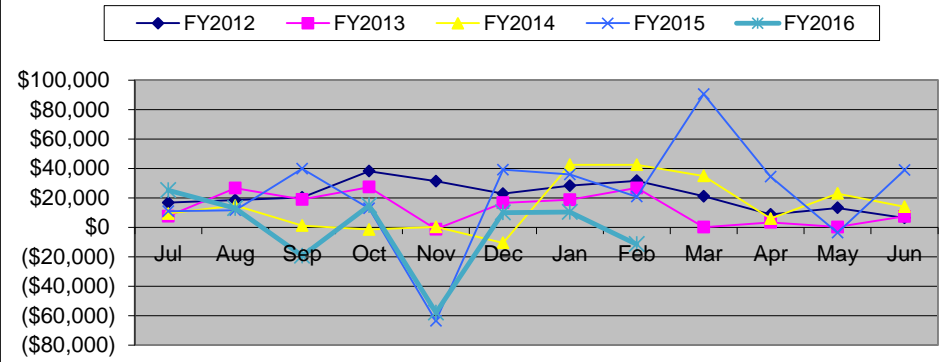
### Monthly Finance Report

For the period ending: February 29, 2016

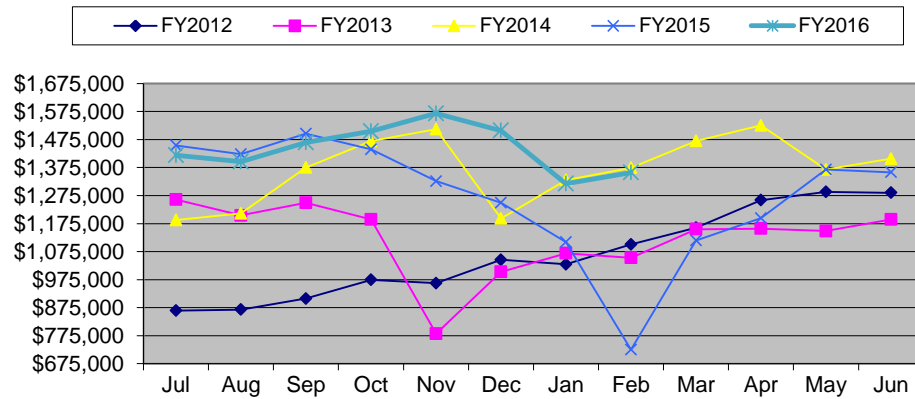
### Food Service Fund Balance



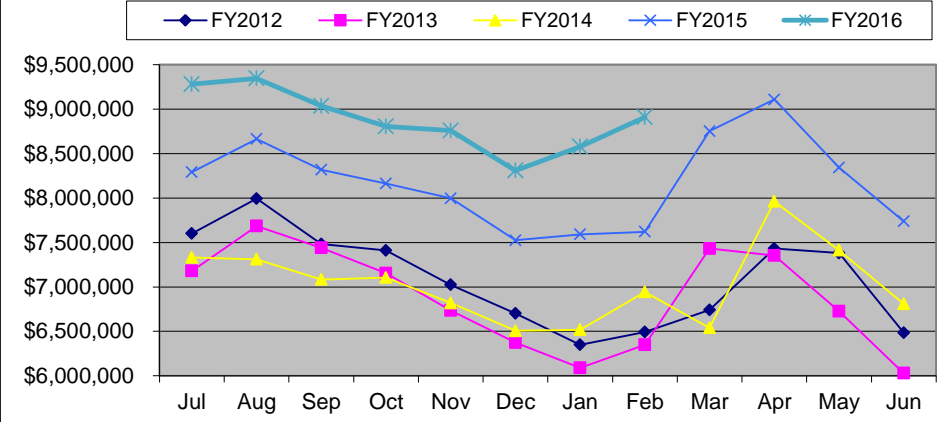
### Athletic Fund Balance



### Medical Insurance Fund Balance



### General Fund Balance



Current Month Revenues greater than Expenditures by **\$ 332,213.10**  
Year-To-Date Revenues greater than Expenditures by **\$ 1,258,472.93**

Permanent Improvement Fund Balance:	\$ 199,549.78
Expenditures This Month:	
RayHaven Group (Lockers)	\$ 68,125.00
SHP Architects	\$ 11,200.00
Note: Current Open PO's for projects	
\$47,356.27 (MSA & SHP Acheitects, McGhee's Technical Service, Geotechnical Consultants Mr. Rooter Plumbing)	

General Fund Information:	
Last Year ending cash balance June 30, 2015	\$ 7,738,347 <span style="color: green;">updated 06/30/2015</span>
Forecasted Ending cash balance June 30, 2016:	\$ 8,021,717 <span style="color: green;">updated 10/02/2015</span>
Forecasted Ending cash balance June 30, 2017:	\$ 2,559,751 <span style="color: green;">updated 10/02/2015</span>
Forecasted Ending cash balance June 30, 2018:	\$ 1,340,316 <span style="color: green;">updated 10/02/2015</span>
Forecasted Ending cash balance June 30, 2019:	\$ (1,992,269) <span style="color: green;">updated 10/02/2015</span>
Forecasted Ending cash balance June 30, 2020:	\$ (6,625,526) <span style="color: green;">updated 10/02/2015</span>