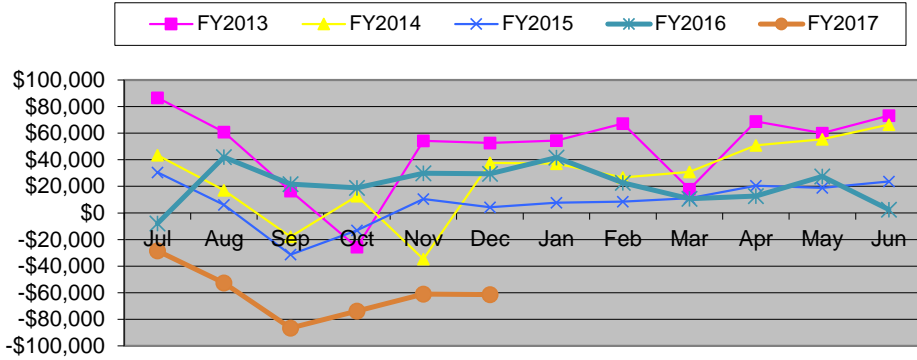


## Clear Fork Valley Local Schools

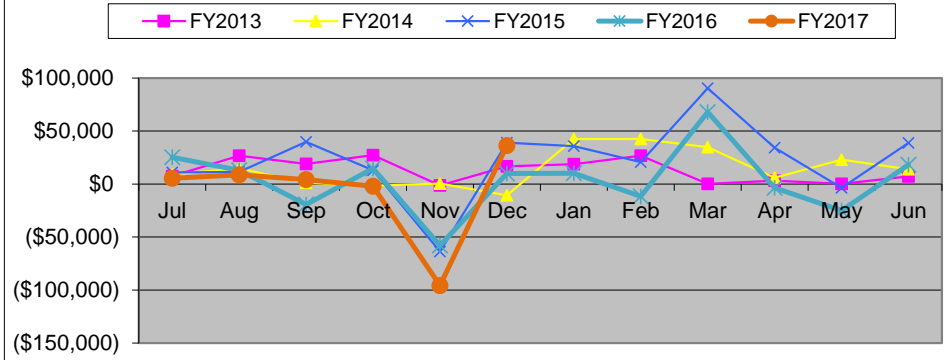
### Monthly Finance Report

For the period ending: December 2016

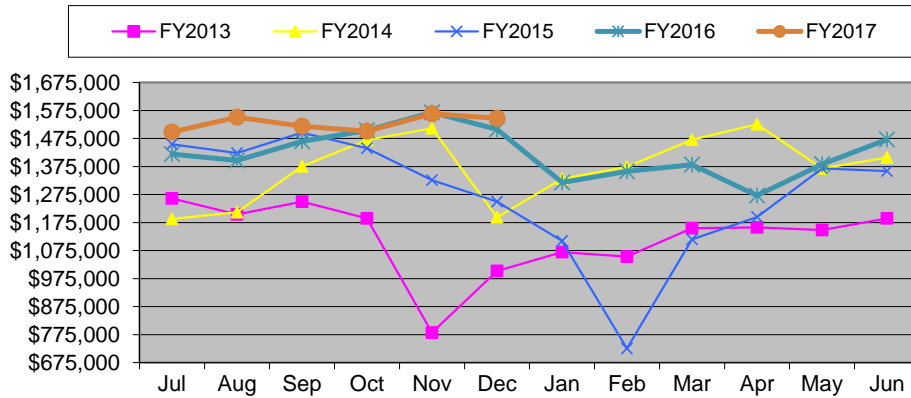
### Food Service Fund Balance



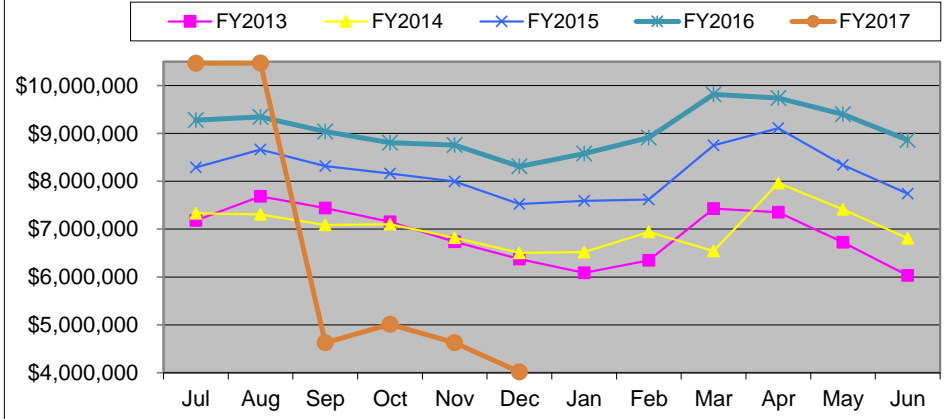
### Athletic Fund Balance



### Medical Insurance Fund Balance



### General Fund Balance



Current Month Revenues less than Expenditures by \$ 609,729.41  
Year-To-Date Revenues less than Expenditures by \$ 4,802,591.74

Permanent Improvement Fund Balance: \$ 193,136.29

Expenditures This Month:

Note: Current Open PO's for projects  
Vector Security, Thornton Powder Coating, Smith Hardware

General Fund Information:

Last Year ending cash balance June 30, 2016 \$ 8,880,504 updated 06/30/2016  
 Forecasted Ending cash balance June 30, 2017: \$ 4,586,397 updated 10/13/2016  
 Forecasted Ending cash balance June 30, 2018: \$ 3,864,448 updated 10/13/2016  
 Forecasted Ending cash balance June 30, 2019: \$ 2,476,392 updated 10/13/2016  
 Forecasted Ending cash balance June 30, 2020: \$ 997,210 updated 10/13/2016  
 Forecasted Ending cash balance June 30, 2021: \$ (775,276) updated 10/13/2016