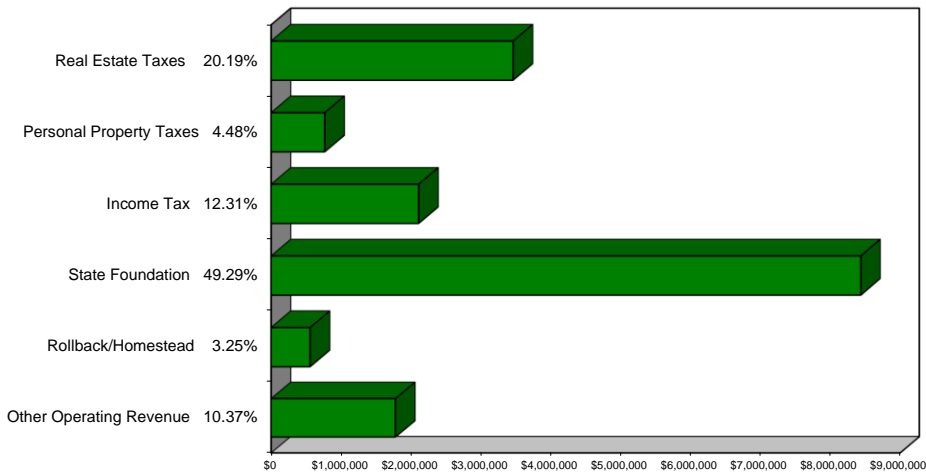
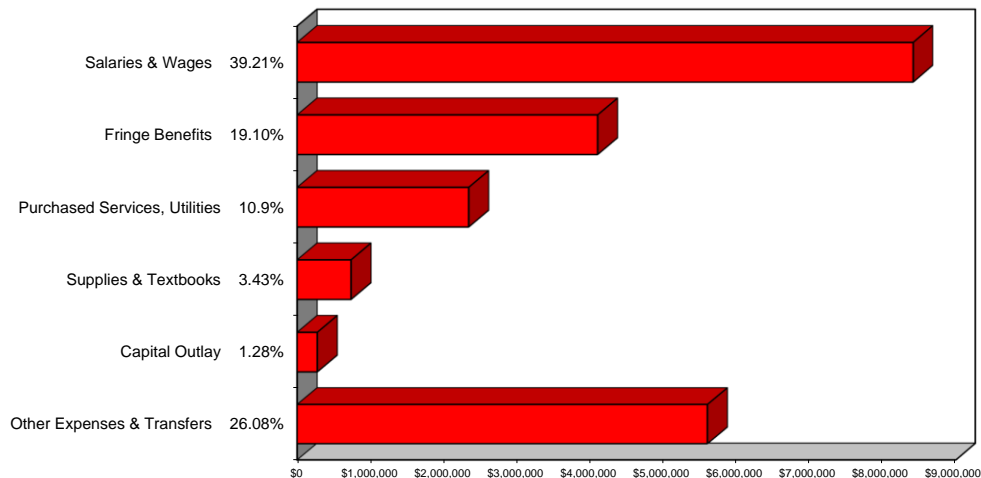


# CLEAR FORK LOCAL SCHOOL DISTRICT 2016-17 ANNUAL FINANCIAL REPORT

## 2016-17 GENERAL FUND REVENUES \$17,101,905



## 2016-17 GENERAL FUND EXPENDITURES \$21,431,175



**2016-17 General Fund Net Gain (Loss) \$ (4,329,270.54)**

### SUMMARY OF GENERAL FUND

|                                      |                    |
|--------------------------------------|--------------------|
| Fund Balance July 1, 2016            | \$8,880,500        |
| Total Receipts                       | \$17,101,905       |
| Total Expenditures                   | (\$21,431,175)     |
| Fund Balance June 30, 2017           | \$4,551,229        |
| Current Encumbrances                 | (\$11,910)         |
| Budget Reserve & Maintenance Reserve | —                  |
| Available Balance June 30, 2017      | <b>\$4,539,320</b> |

### SUMMARY OF DEBT RETIREMENT FUND

|                            |                    |
|----------------------------|--------------------|
| Fund Balance July 1, 2016  | \$695,196          |
| Total Receipts             | \$1,499,921        |
| Total Expenditures         | (\$1,096,074)      |
| Fund Balance June 30, 2017 | <b>\$1,099,043</b> |

### SUMMARY OF PERMANENT IMPROVEMENT/MAINTENANCE FUNDS

|                                 |                  |
|---------------------------------|------------------|
| Fund Balance July 1, 2016       | \$267,302        |
| Total Receipts                  | \$437,578        |
| Total Expenditures              | (\$297,270)      |
| Fund Balance June 30, 2017      | \$407,610        |
| Current Encumbrances            | (\$45,900)       |
| Available Balance June 30, 2017 | <b>\$361,710</b> |

### SUMMARY OF CONSTRUCTION FUNDS

|                                 |                     |
|---------------------------------|---------------------|
| Fund Balance July 1, 2016       | \$0                 |
| Total Receipts                  | \$28,190,344        |
| Total Expenditures              | (\$11,256,726)      |
| Fund Balance June 30, 2017      | \$16,933,618        |
| Current Encumbrances            | (\$1,381,485)       |
| Available Balance June 30, 2017 | <b>\$15,552,133</b> |

### TOTAL ALL FUNDS

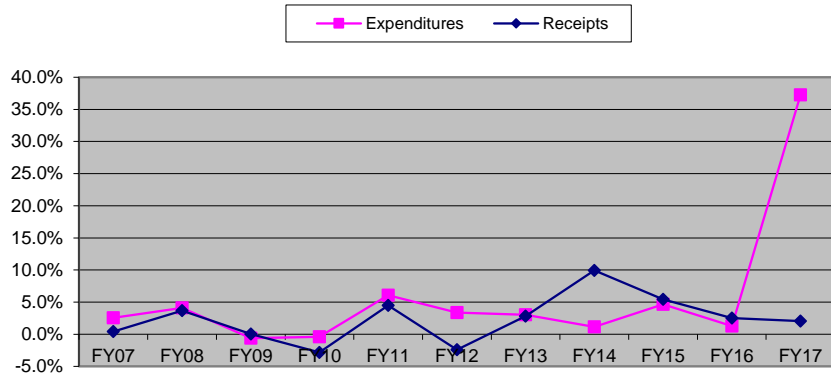
|  |                     |
|--|---------------------|
| Total Fund Balances July 1, 2016             | \$11,687,022        |
| Total Receipts                               | \$57,940,063        |
| Total Expenditures                           | (\$40,520,039)      |
| Total Fund Balances June 30, 2017            | \$29,107,047        |
| Total Encumbrances                           | (\$1,439,295)       |
| Budget Reserve & Maintenance Reserve         | \$0                 |
| Available Balance of All Funds June 30, 2017 | <b>\$27,667,752</b> |

### Total Assessed Property Valuation in the Clear Fork Valley

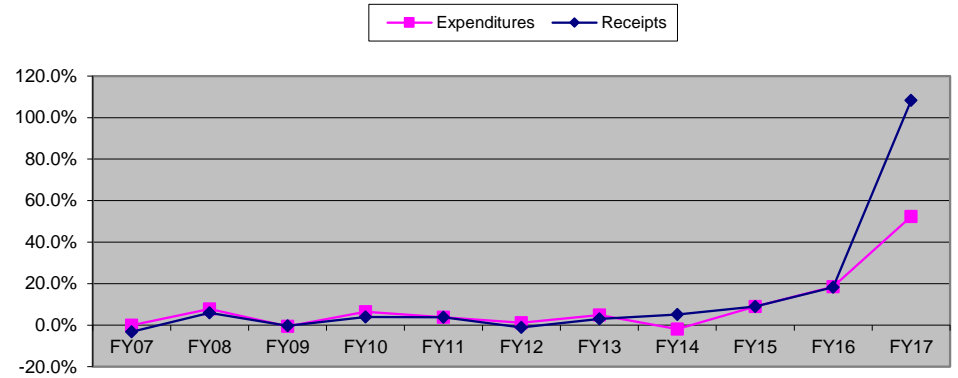
| School Tax Rates:  | Class I           |                   |
|--|-------------------|-------------------|
|  | Original          | Effective Rate    |
| Inside Millage (unvoted)                                 | 4.2 mills         | 4.2 mills         |
| Outside Millage Class 1 (voted)                          | 39.3 mills        | 15.82 mills       |
| Bond Retirement (voted)                                  | 6.38 mills        | 3.80 mills        |
| Perm Improvement Levy (voted)                            | <u>1.75 mills</u> | <u>1.75 mills</u> |
| Total  | 51.63 mills       | 25.27 mills       |
| Income Tax - 1% Earned Income expires Calendar Year 2037 |                   |                   |

# Clear Fork Valley Local Schools Receipts Expenditure Analysis

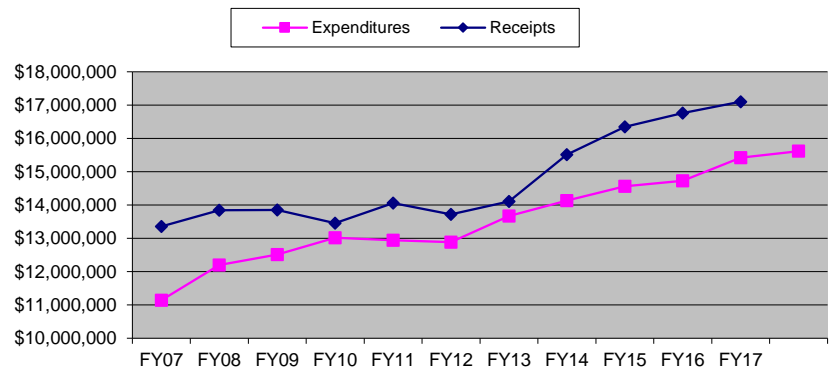
**General Fund  
% Change From Prior Year**



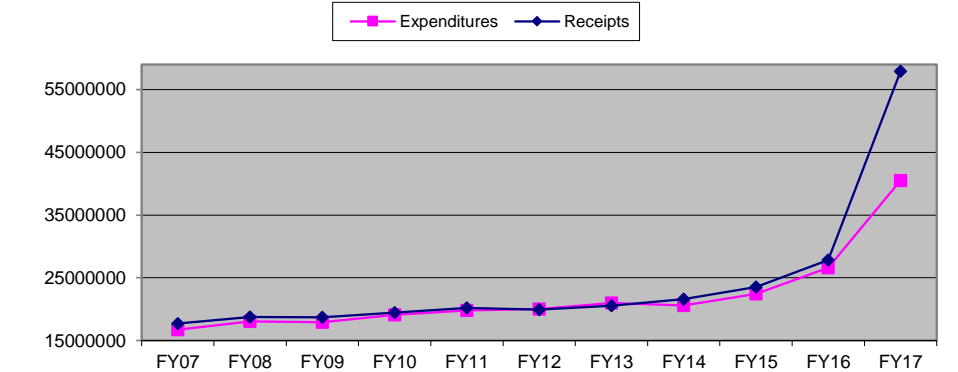
**All Funds  
% Change From Prior Year**



**General Fund  
Dollars Received and Expended**

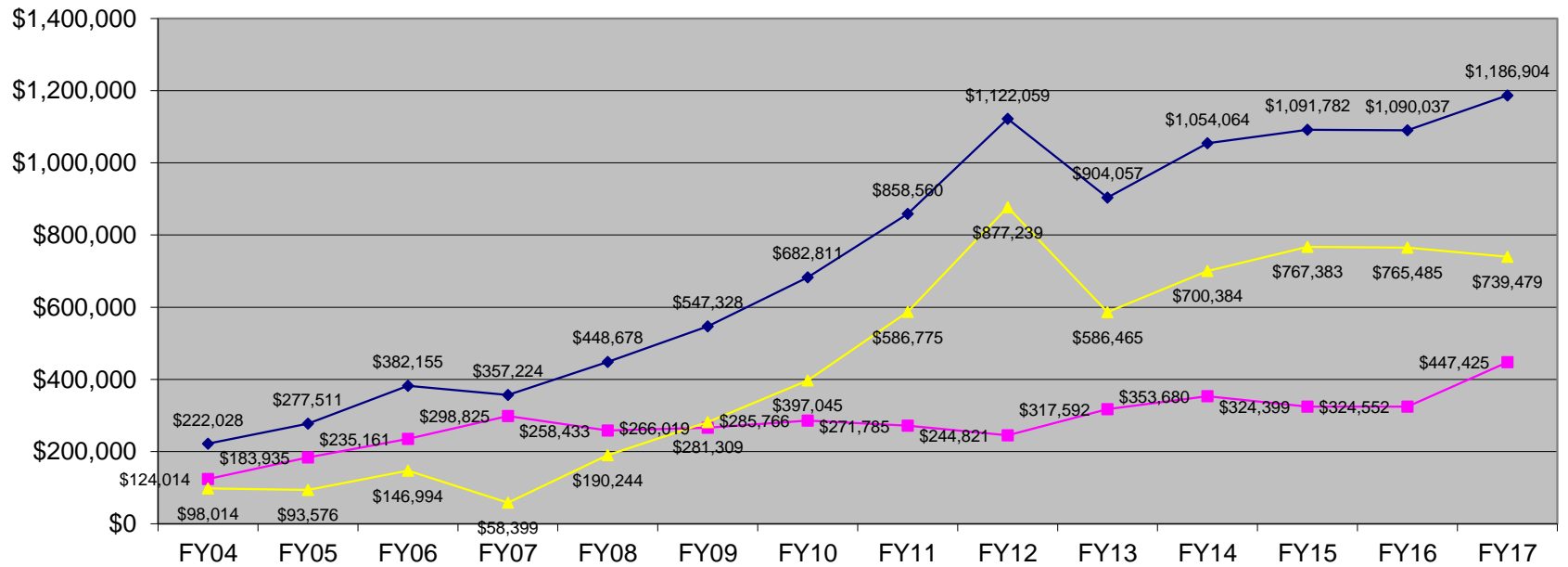
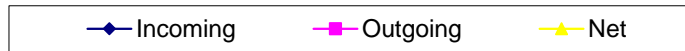


**All Funds  
Dollars Received and Expended**



# Clear Fork Valley Local Schools

## Impact of Open Enrollment



# Clear Fork Valley Local Schools

## Community School Deduction

