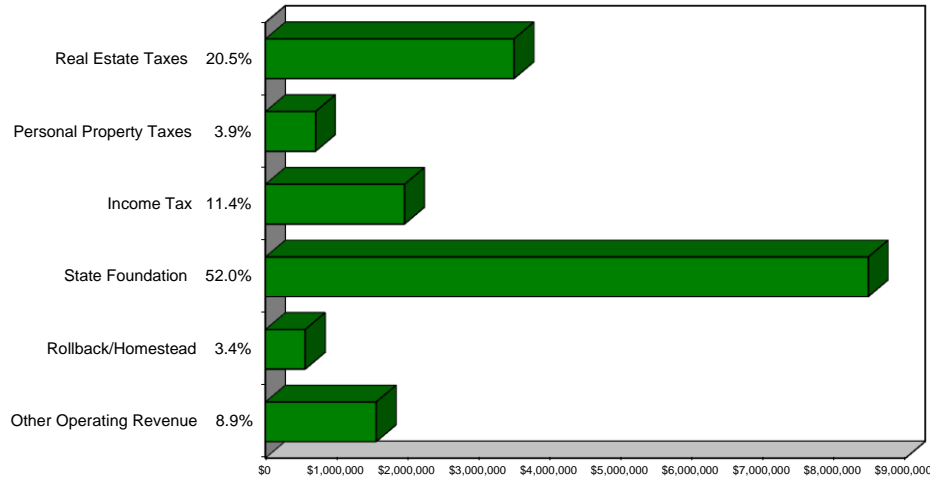
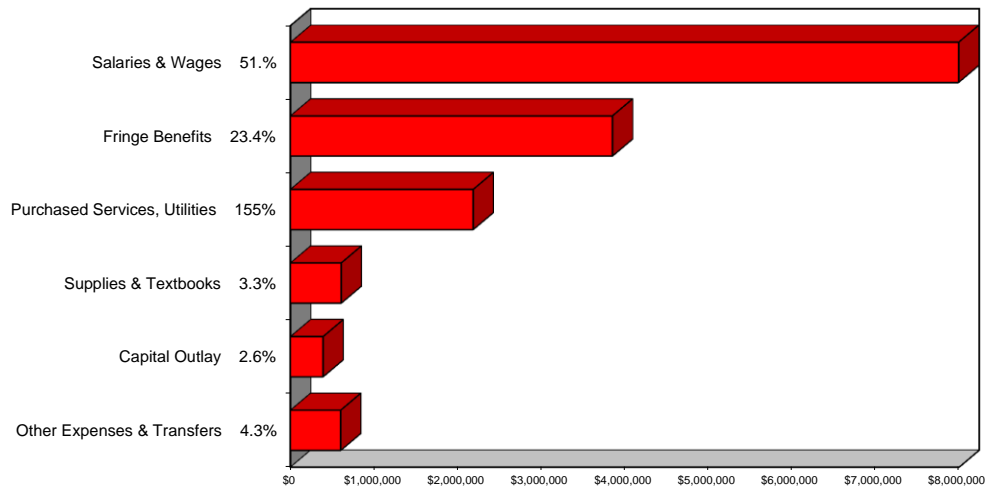


CLEAR FORK LOCAL SCHOOL DISTRICT 2015-16 ANNUAL FINANCIAL REPORT

2015-16 GENERAL FUND REVENUES \$16,757,654



2015-16 GENERAL FUND EXPENDITURES \$15,615,497



2015-16 General Fund Net Gain (Loss) \$ 1,142,157

SUMMARY OF GENERAL FUND

Fund Balance July 1, 2015	\$7,738,343
Total Receipts	\$16,757,654
Total Expenditures	(\$15,615,497)
Fund Balance June 30, 2016	\$8,880,500
Current Encumbrances	(\$236,539)
Budget Reserve & Maintenance Reserve	\$0
Available Balance June 30, 2016	\$8,643,961

SUMMARY OF DEBT RETIREMENT FUND

Fund Balance July 1, 2015	\$607,194
Total Receipts	\$4,947,539
Total Expenditures	(\$4,859,537)
Fund Balance June 30, 2016	\$695,196

SUMMARY OF CAPITAL PROJECT FUNDS

Fund Balance July 1, 2015	\$382,112
Total Receipts	\$325,887
Total Expenditures	(\$440,697)
Fund Balance June 30, 2016	\$267,302
Current Encumbrances	(\$23,400)
Available Balance June 30, 2016	\$243,902

SUMMARY OF INTERNAL SERVICE, AGENCY, SPECIAL REVENUE, TRUST, & ENTERPRISE FUNDS

Fund Balance July 1, 2015	\$1,733,558
Total Receipts	\$5,789,210
Total Expenditures	(\$5,678,742)
Fund Balance June 30, 2015	\$1,844,025
Current Encumbrances	\$0
Available Balance June 30, 2016	\$1,844,025

TOTAL ALL FUNDS

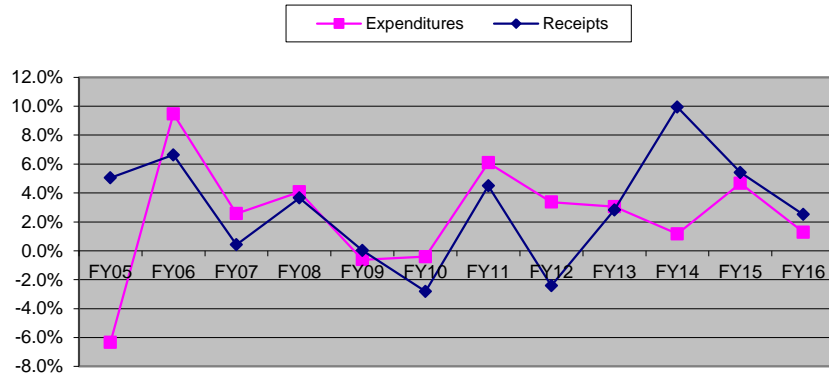
Total Fund Balances July 1, 2015	\$10,461,206
Total Receipts	\$27,820,289
Total Expenditures	(\$26,594,474)
Total Fund Balances June 30, 2015	\$11,687,022
Total Encumbrances	(\$259,939)
Budget Reserve & Maintenance Reserve	\$0
Available Balance of All Funds June 30, 2016	\$11,427,083

Total Assessed Property Valuation in the Clear Fork Valley School District \$211,674,180 Class I

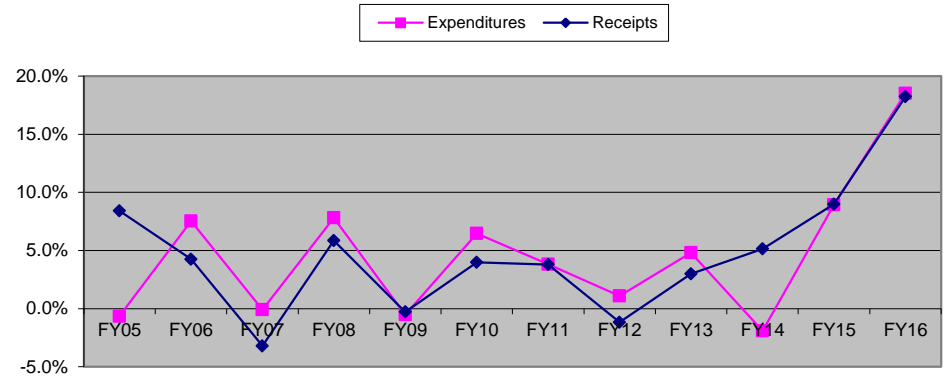
School Tax Rates:	Original	Effective Rate
Inside Millage (unvoted)	4.2 mills	4.2 mills
Outside Millage (voted)	39.3 mills	15.82 mills
Bond Retirement (voted)	6.38 mills	3.80 mills
Perm Imprvmnt Levy (voted)	1.75 mills	1.45 mills
Total	51.63 mills	25.27 mills
Income Tax - 1% Earned Income expires Calendar Year 2037		

Clear Fork Valley Local Schools Receipts Expenditure Analysis

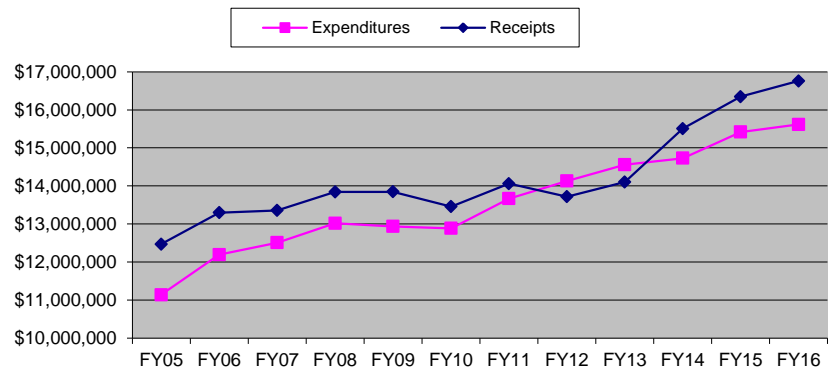
**General Fund
% Change From Prior Year**



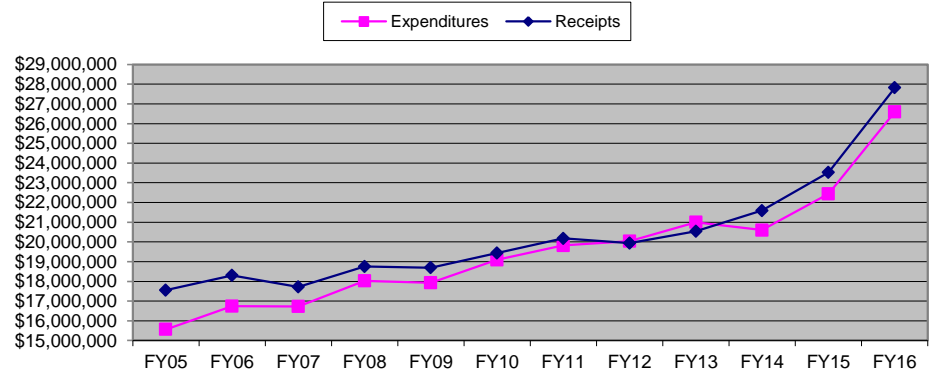
**All Funds
% Change From Prior Year**



**General Fund
Dollars Received and Expended**

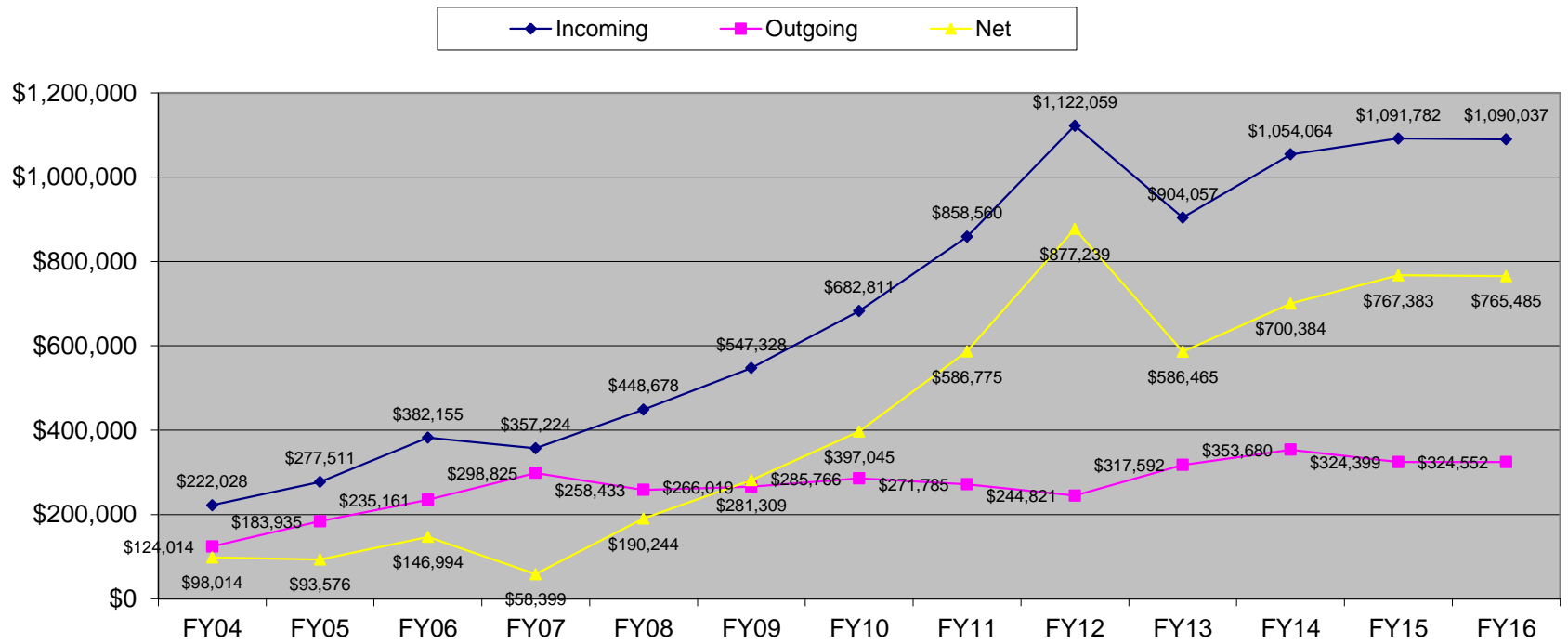


**All Funds
Dollars Received and Expended**



Clear Fork Valley Local Schools

Impact of Open Enrollment



Clear Fork Valley Local Schools

Community School Deduction

